



WEBCAM COVER

Protect Your Privacy Now!

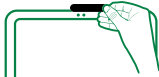


RAZOR STRIP WEBCAM COVER

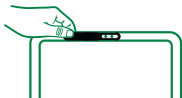
Installation:



1. Remove adhesive strip.



2. Position base over the camera lens, then press firmly.



3. Once installed, simply slide to open and close.

The Problem

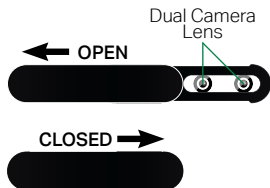
» Webcam hacking and spying is a very real threat leaving every device with a webcam vulnerable.

Our Solution

» Covering your webcam with a webcam cover removes the threat of webcam hacking and spying.

How it Works

» Webcam covers conveniently stick to any device.
» Easily slide back and forth to reveal and hide your webcam on your terms.



Complete Webcam Security

Perfect for: MacBooks, Laptops, Desktops, Smart TVs and more!



WARNING units placed directly on the screen could provide a pressure point if the device is dropped or slammed closed that could damage the screen